

DOCK



Welcome to the world of sophistication and durability with the Dock Range. Crafted to perfection, these stylish non-rectified ceramic tiles redefine elegance while offering unmatched quality and resilience.





CLAY

- Three versatile colours:
 - Bone
 - Clay
 - Steel
- Available in:
 - 30x30 soft shoe matt wall/floor
 - 30x45 gloss wall

Packing Information

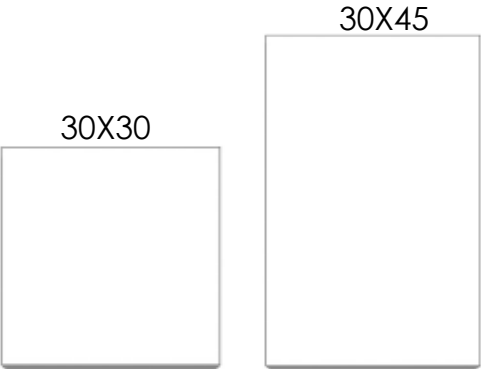
Tile description		Quantity per Box		
Size (cm)	Texture	Pieces	Sqm	Weight (KGS)
30x30	Matt	15	1.35	18.65
30x45	Gloss	12	1.62	21.30











STEEL



BONE











Technical Specifications - Dock 30x45

	Properties	Test Method	Required Value As per AS ISO 13006:2018 Annex L	LWPLC Specs	Applies to
	Water absorption	ISO 10545-3	10 – 20%	14 – 18%	Glazed Ceramic Walltiles
	Determination of dimensions	ISO 10545-2	±0.6%	±0.3%	Glazed Ceramic Walltiles
	Breakage strength	ISO 10545-4	Not less than 600N	Over 800N	Glazed Ceramic Walltiles
	Modulus of rupture	ISO 10545-4	Over 12Nmm ⁻²	Over 13Nmm ⁻²	Glazed Ceramic Walltiles
	Chemical resistance	ISO 10545-13	Min Class B	Class A	Glazed Ceramic Walltiles
	Stain resistance	ISO 10545-14	Min Class 3	Class 5	Glazed Ceramic Walltiles
	Origin	-	-	Sri Lanka	Glazed Ceramic Walltiles
	Shade variation	ISO 10545-16	For flat plain colors, ΔE<0.75	ΔE<0.6	Glazed Ceramic Walltiles

Please note that this technical specification sheet is issued to you on an INDICATION ONLY basis as information is subject to shade/production variations, not necessarily to material you would be receiving. No responsibility will be held for the item not meeting this result.

It is the responsibility of the end user to carry out appropriate testing for the tiles intended use.

Technical Specifications - Dock 30x30

	Properties	Test Method	Required Value As per AS ISO 13006:2018 Annex J	LWPLC Specs	Applies to
	Water absorption	ISO 10545-3	3 - 6%	3 - 6%	Glazed Ceramic floortiles
	Determination of dimensions	ISO 10545-2	±0.6%	±0.5 %	Glazed Ceramic floortiles
	Breakage strength	ISO 10545-4	Not less than 1000N	Over 1200N	Glazed Ceramic floortiles
	Modulus of rupture	ISO 10545-4	Over 20Nmm ⁻²	Over 25Nmm ⁻²	Glazed Ceramic floortiles
	Chemical resistance	ISO 10545-13	Min Class B	Class A	Glazed Ceramic floortiles
	Stain resistance	ISO 10545-14	Min Class 3	Class 4-5	Glazed Ceramic floortiles
	Origin	-	-	Sri Lanka	Glazed Ceramic floortiles
	Shade variation	ISO 10545-16	For flat plain colors, ΔE<0.75	ΔE<0.6	Glazed Ceramic floortiles

Please note that this technical specification sheet is issued to you on an INDICATION ONLY basis as information is subject to shade/production variations, not necessarily to material you would be receiving. No responsibility will be held for the item not meeting this result.

It is the responsibility of the end user to carry out appropriate testing for the tiles intended use.